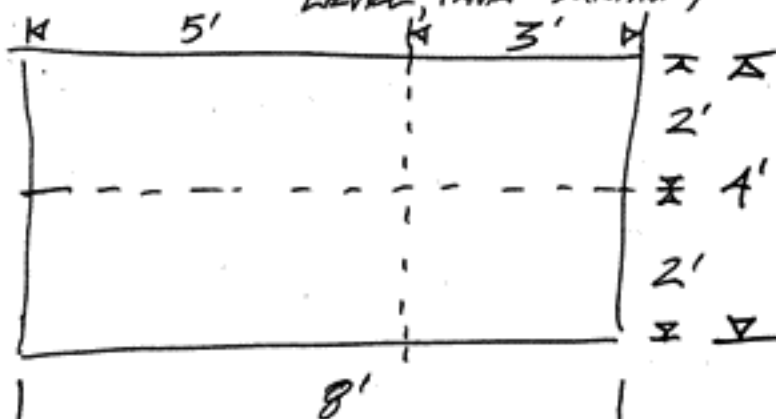
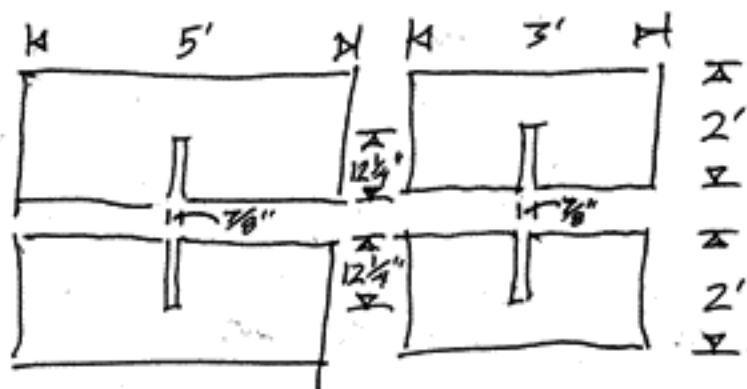


INTERLOCKING CAMPER SUPPORT SYSTEM (FOR USE DURING STORAGE ON LEVEL, PAVED SURFACE)

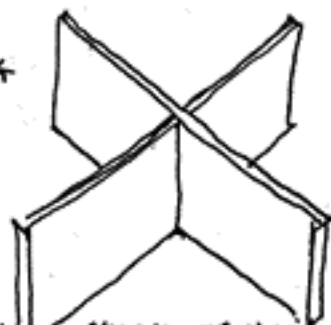
- ① RECOMMEND
USING $\frac{3}{4}$ " THICK
PLYWOOD
CUT INTO 4 PIECES:
2 = 5' LONG X 2' WIDE
2 = 3' LONG X 2' WIDE



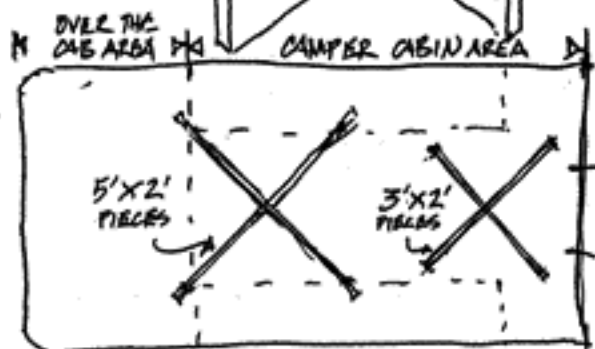
- ② NOTCH EACH PIECE:
CUT NOTCHES $12\frac{1}{4}$ " LONG
IN EACH PIECE AT ITS
CENTER. MAKE NOTCHES
SLIGHTLY WIDER THAN
THE THICKNESS OF THE
PLYWOOD,
e.g. $\frac{3}{4}$ " THICK PLYWOOD
REQUIRES A NOTCH CUT
 $\frac{7}{8}$ " WIDE.



- ③ FIT SAME SIZE PIECES TOGETHER
IN AN "X" PATTERN BY INTERLOCKING
THE PIECES AT THE NOTCHES.



- ④ SUGGESTED; APPROXIMATE
PLACEMENT OF INTERLOCKING
CAMPER SUPPORTS



* DRAWINGS NOT TO SCALE.

*** FOUR WHEEL CAMPERS ASSUMES
NO LIABILITY IN ASSOCIATION TO
THIS SUGGESTION.